









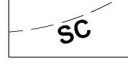
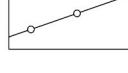








# SURFACE FINISHES KEY

-  Grey Concrete: transverse broom finish, sawcut control joints; NO highlights, picture frames
-  Bluestone Edge Strip: sawn bluestone pitchers; charcoal mortar joints made flush
-  Permeable Pavement: refer RFQ document
-  Gravel Toppings: compacted Donnybrook 'Tuscan' toppings
-  Rubber Softfall
-  Timber Mulch Softfall
-  Kikyu Lawn: Reinstated oversown with rye mix
-  Garden Bed: MCC mulch on cultivated site topsoil; refer details sheet
-  Nature Play: 150 depth bush mulch on geofabric layer set on scraped subsoil
-  Garden Edge: refer details sheet
-  Spade Cut Edge
-  New Park Fence installed recently
-  Stone Boulder play / edge
-  Extent of Works
-  Picnic Setting on concrete slab
-  Drink Fountain with Dog Dish on concrete slab
-  Rest Seat with Arms fixed to concrete slab
-  Litter Bin on concrete pad